

## Advanced Assignment Options

When creating a paper assignment the user may select to view and change any of the advanced assignment options. The advanced assignment options are viewed by using the *more options* link at the bottom of the assignment creation or assignment update page. Advanced assignment options are listed and described below. When an advanced assignment option is changed the user may also select whether or not this change should



The screenshot shows a portion of a web interface. At the top right, there is a time selection area with the text 'at' followed by three dropdown menus: '12', '00', and 'AM'. Below this is a large, light gray rectangular button with a small plus icon and the text 'more options'. At the bottom left of the interface is a yellow 'submit' button.

be the future default for any new assignments created. This allows the user to automatically create all new assignments with their preference of advanced options rather than manually selecting the advanced options for every new assignment.

## Available Assignment Options

### **Generate Originality Reports for student submissions -**

- **immediately (first report is final)** - Originality Reports for all submissions will be generated immediately. Students cannot resubmit papers. Submissions must be deleted by the instructor to enable resubmission.
- **immediately (can overwrite reports until due date)** - Originality Reports for the initial submission by each student user to this assignment will be generated immediately. Students may resubmit as often as the student wishes until the assignment due date. Originality Reports for the second or subsequent submission will require a 24 hour delay before the Originality Report begins processing. Only the latest submission is available to the instructor or student. Previous versions are removed. Student submissions will compare against one another within the assignment on the due date and time, which may result in a change in the Originality Report similarity index and results at the due date and time. This option is typically used when students are self-reviewing and revising their submissions and able to view the Originality Report. No resubmissions after the due date and time of the assignment.
- **on due date** - Originality Reports will not be generated for any submission until the due date and time of the assignment. Students may resubmit as many times as needed until the due date and time without receiving reports. Resubmissions may not be made after the due date and time of the assignment.

## Exclude bibliographic material from Similarity Index for all papers in this assignment?

This feature of assignment creation provides instructors with the ability to control the option whether bibliographic material will automatically be excluded from Originality Reports. The default is *no*. Bibliographic materials can also be included and excluded when viewing the Originality Report. This setting cannot be modified after the first paper has been submitted.

**Exclude bibliographic materials from Similarity Index for all papers in this assignment?**

Bibliographic materials can also be included and excluded when viewing the Originality Report. This setting cannot be modified after the first paper has been submitted.

yes

no

## Exclude quoted material from Similarity Index for all papers in this assignment?

This feature of assignment creation provides instructors with the ability to control the option whether quoted material will automatically be excluded from Originality Reports. The default is *no*. Quoted materials can also be included and excluded when viewing the Originality Report. This setting cannot be modified after the first paper has been submitted.

**Exclude quoted materials from Similarity Index for all papers in this assignment?**

Quoted materials can also be included and excluded when viewing the Originality Report. This setting cannot be modified after the first paper has been submitted.

yes

no

## Exclude small matches?


This feature of assignment creation provides instructors with the ability to automatically exclude small matches from all Originality Reports generated within this assignment. To exclude small matches click *yes*.

**Exclude small matches?**

yes

no

Once *yes* has been clicked the *Exclude matches by:* option window will open. Enter into either the *Word Count:* or *Percentage:* fields the numerical value for small matches that will be excluded from Originality Reports in this assignment. Instructors can adjust the exclude small matches assignment setting at any time by clicking



**Exclude matches by:\***

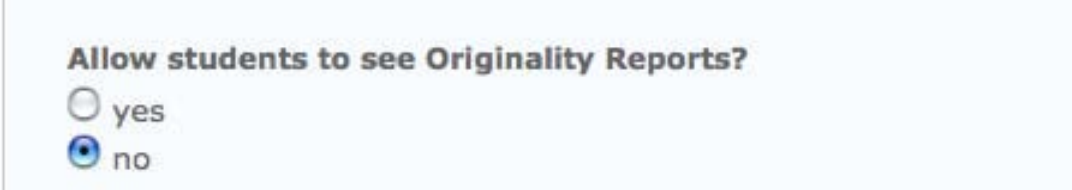
Word Count:  words

Percentage:  %

on the *edit* icon to the right of the assignment name. The excluding small matches feature can be adjusted within each Originality Report as well.

## **Allow Students to see Originality Reports**

This feature of assignment creation provides instructors with the ability to control the option to allow students to see Originality Reports within each created assignment. This option gives instructors more flexibility and control when creating assignments. Select *yes* to allow students to see the Originality Report for the assignment. The default setting is *no*.



**Allow students to see Originality Reports?**

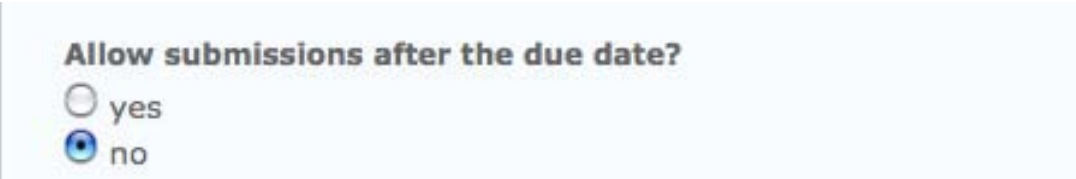
yes

no

## **Late Submission**

An instructor can enable submissions after the due date and time. To enable late submission, use the drop down menu next to *Allow submissions after the due date?* and select *yes*. The default setting is *no*. When enabled, students will be able to submit papers after the due date and time has passed as long as that student has not already submitted a paper to the assignment.

Student submissions after the due date and time will be marked with red text in the date



**Allow submissions after the due date?**

yes

no

column of the submission in the assignment inbox. A student cannot overwrite a submission past the assignment due date and time, even if the late submission option is enabled.

## Repository Options

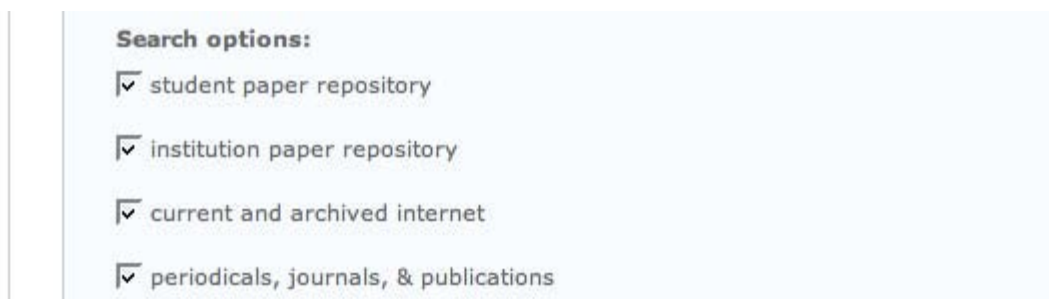
If the repository options are enabled for an instructor 2 or 4 options will appear within the *Submit papers to:* pulldown menu. Instructors will be able to set the *Submit papers to:* assignment option to store student papers in the standard paper repository, in the institution paper repository, no repository, or to allow students to choose between the standard paper repository or the institution paper repository.



## Repository Sources for Similarity Reports

The instructor is able to select the available repository sources to compare submissions in the assignment against. This allows an instructor to disregard a source type if the comparison against this type of source is not needed.

The available search targets are listed next to *Compare submissions against these search targets:* The targets with a check mark are those that will be searched. To remove a search target repository, click on the check box to remove the mark. Clicking on an empty selection box next to the repository will re-add the repository as a search target. This selection will not alter any currently generated Originality Reports or Overall Similarity Index scores.



## Search Targets

Currently available search targets are:

- **student paper repository** - works previously submitted in classes and assignments on Turnitin
- **institution paper repository** - works previously submitted to the institution's repository
- **current and archived internet** - a repository of archived and live publicly available internet pages containing billions of pages of existing content and tens of thousands of new pages added daily
- **periodicals, journals, & publications** – third party periodical, journal, and publication content including many major professional journals, periodicals, and business publications.